



National Marine Manufacturers Association

nmma.org

ECONOMIC SIGNIFICANCE OF RECREATIONAL BOATING IN MINNESOTA

CONGRESSIONAL DISTRICT 1

Number of Recreational Boats*	57,689
Recreational Boating Industry Businesses	50
Total Jobs	3,968
Annual Recreational Boating-Related Spending	\$218.0 MILLION


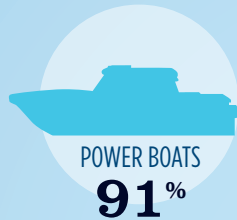
TOTAL ANNUAL ECONOMIC IMPACT OF RECREATIONAL BOATING:

\$509.6 MILLION

RECREATIONAL BOATS IN MN-1

TOTAL BOATS* ▶ **57,689**

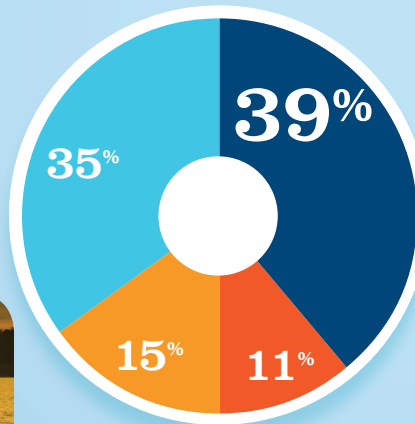
REGISTERED BOATS	57,689
Power boats	52,562
PWCs	4,179
Sailboats	902
Other Boats	46
HOUSEHOLDS PER BOAT	4.5



* Total boats are registered boats as reported by states to the USCG.

RECREATIONAL BOATING CREATES JOBS IN MN-1

TOTAL BOATING JOBS	551
Boat Building	193
Motor / Engine Mfgr.	-
Accessory / Supplies Mfgr.	80
Dealers / Wholesalers	63
Boat Services	215

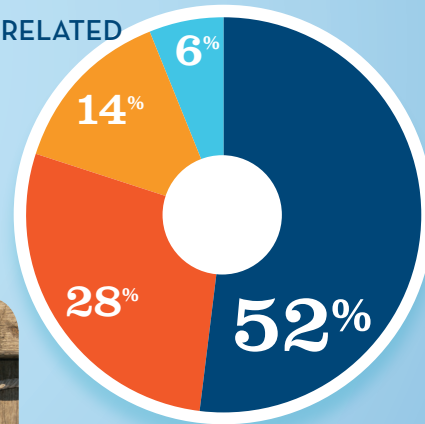


BOAT BUILDING 35%
MOTOR/ENG. MFGR. † 0%
ACC./SUPPLIES MFGR. 15%
DLRS/WHOLESALERS 11%
BOAT SERVICES 39%



RECREATIONAL BOATING-RELATED BUSINESSES IN MN-1

TOTAL BUSINESSES	50
Boat Building	3
Motor / Engine Mfgr.	-
Accessory / Supplies Mfgr.	7
Dealers / Wholesalers	14
Boat Services	26

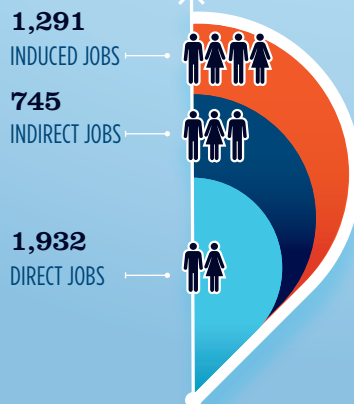


BOAT BUILDING 6%
MOTOR/ENG. MFGR. † 0%
ACC./SUPPLIES MFGR. 28%
DLRS/WHOLESALERS 14%
BOAT SERVICES 52%



ESTIMATED JOBS IMPACT OF RECREATIONAL BOATING-RELATED SPENDING IN MN-1

EST. TOTAL JOBS	3,968
EST. TOTAL LABOR INCOME	\$164.1 MILLIONS
Est. Direct Income	\$65.7
Est. Indirect Income	\$41.9
Est. Induced Income	\$56.5



RECREATIONAL BOATING INDUSTRY SALES IN MN-1

Boat Building	\$2.1	\$2.1 MILLION
Motor / Engine Mfgr.	\$0.0	\$0.0 MILLION
Accessory / Supplies Mfgr.	\$16.2	\$16.2 MILLION
TOTAL MFG. SALES	\$18.3	
Dealers / Wholesalers	\$30.9	\$30.9 MILLION
Boat Services	\$49.1	\$49.1 MILLION
TOTAL RETAIL & SERVICES SALES	\$80.0	

BOAT BUILDING
MOTOR/ENG. MFGR.
ACC./SUPPLIES MFGR.
DLRS/WHOLESALERS
BOAT SERVICES

Source: NMMMA's Center of Knowledge; Recreational Marine Research Center at Michigan State University